

Home Fire Safety

FACT SHEET



Tasmania Fire Service



Bedrooms

Faulty appliances are a major cause of fires in the bedroom. Electric blankets, heaters, air conditioners and fans should be checked regularly.

Electric Blankets

All electric blankets sold in Australia must comply with Australian safety standards. However, careless use can cause electric shock, fire and possibly even death.




- Read and follow the manufacturer's instructions.
- Throw out electric blankets that are worn or old, showing any of the following danger signs:
 - frayed or worn fabric or scorch marks
 - exposed elements
 - soiling/damp patches
 - tie tapes damaged or missing
 - damaged electrical cord, plug or controller.






As a final check, switch onto high for 10–15 minutes. Run your hand over the blanket to check for hot spots which indicate that the elements may be damaged.

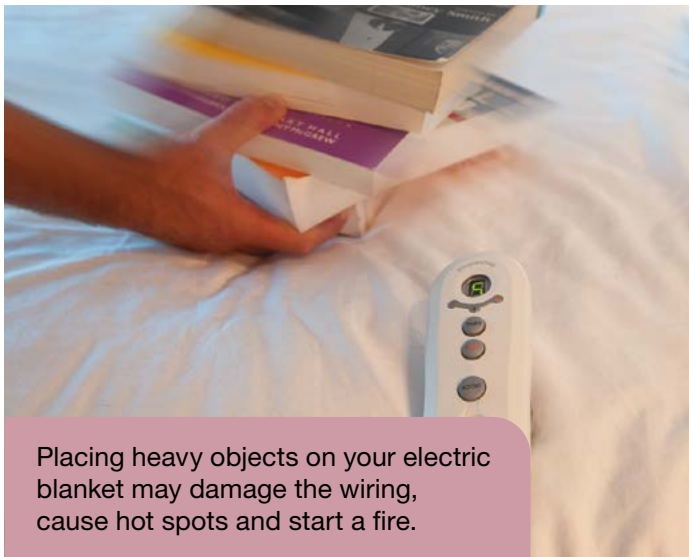
- **NEVER** use an electric blanket with a waterbed.
- **Electric blankets are not safe for babies** – they can dehydrate and get burns.

**Some light globes can be hot.
Fit bedside lamps with cooler
compact fluorescent or LED globes.
Don't place material over lamps.**



Hot tips

-  Leave your electric blanket on your bed. Folding may cause damage to the wiring.
-  Always switch off electric blankets when leaving the house.
-  **DO NOT** charge mobile phones, tablets and other electronic devices in or on bedding.
-  **DO NOT** lie on or press against a hot water bottle.
-  **DO NOT** smoke in bed.



Placing heavy objects on your electric blanket may damage the wiring, cause hot spots and start a fire.



Use an electric blanket to warm your bed, but always turn it off when you get into bed.

Hot Water Bottles

Hot water bottles are comforting for warmth or can assist with injury treatment. Incorrect use can result in serious burns.

DO:

- Replace hot water bottles every 12 months
- Check hot water bottles for damage before each use
- Read and follow manufacturer instructions
- Use a cover or wrap a towel around the hot water bottle
- Remove the hot water bottle before you get into bed
- Check hot water bottles for damage before each use
- Choose a hot water bottle with a large opening to reduce the risk of splashing when filling
- Pour slowly and do not overfill
- Ensure the plug is properly sealed to prevent leakage
- Store empty hot water bottle in a cool, dry location.

DO NOT:

- Use a hot water bottle in a bed fitted with an electric blanket
- Use boiling water to fill a hot water bottle
- Fill a hot water bottle near children
- Warm in a microwave or oven
- Use a hot water bottle in a bed fitted with an electric blanket
- Lean, roll, lie or press against a hot water bottle.

