

Home Fire Safety

FACT SHEET



Tasmania Fire Service



Fire extinguishers and fire blankets

Tasmania Fire Service recommends that every home has a fire extinguisher and fire blanket. Only use them if you think it is safe.

In the event of a fire in the home, it's important to prioritise safety and act fast. Fire equipment such as fire extinguishers and fire blankets can be effective at putting out small fires in their early stages.

Do not take unacceptable risks in trying to put out a fire as it is very easy to be overcome by smoke and heat.

Make sure you are familiar with how to use your extinguisher and fire blanket to use them safely and effectively.

An emergency is not the time to read instructions.

! REMEMBER:
Saving lives through a quick escape is far more important than saving property.

Fire extinguishers

There are a number of types of portable fire extinguishers available and some are rated for one or more types of fire.

Some extinguishers can be extremely dangerous to use on certain types of fire and can increase the fire and threaten your safety. Some extinguishers are also considered ineffective against certain types of fire.

Tasmania Fire Service recommends the **Powder ABE extinguishers** (pictured right) for use in your home.*

This extinguisher is suitable for the following types of fire:



Wood, paper, plastics etc



Flammable liquids



Flammable gases



Energised electrical equipment.

You should also have a fire extinguisher in your boat or caravan, if you have one.



This extinguisher **IS NOT** suitable for use in kitchens with cooking oils or fats. A fire blanket should be used on this type of fire.

What other kinds of fire extinguishers are there?

See the table on the next page.






Fire extinguishers and fire blankets

There are four (4) basic steps for using modern portable fire extinguishers:

1. Pull out the pin and test the extinguisher. If safe to do so and the fire is small approach slowly to within 2-3 metres of the fire
2. Aim at the base of the fire
3. Squeeze the handles together
4. Sweep the powder at the flames from side to side. Continue until the fire is out.

If it is safe to do so, turn off the gas/electricity at the stove or at the mains supply.
Call emergency services on **Triple Zero (000)**.

Extinguisher Type		Type of Fire Suitability					Notes
		 CLASS A Wood, paper, plastics etc.	 CLASS B Flammable liquids	 CLASS C Flammable gasses	 CLASS E Energised electrical equipment	 CLASS F Cooking oils and fats	
	Water						Dangerous if used on flammable liquid, energised electrical equipment and cooking oil/fat fires.
	Wet Chemical						Dangerous if used on energised electrical equipment.
	Foam						Dangerous if used on energised electrical equipment. Seek specialist advice for use on flammable liquids other than petroleum fuels.
	Powder ABE						Special powders are available specifically for various types of metal fires.
	Powder BE						Special powders are available specifically for various types of metal fires.
	Carbon Dioxide						Generally not suitable for outdoor use. Suitable only for small fires.
	Vaporising Liquid						Check the characteristics of the specific extinguishant.
	Fire Blanket						

 Yes  No
 Limited: indicates that the extinguishant is not the agent for the class of fire, but will have limited extinguishing capability.

NOTE There is currently no fire extinguisher rated for lithium-ion battery fires. If a lithium-ion battery is on fire evacuate the area, close doors behind you and call **Triple Zero (000)**.



Fire extinguishers and fire blankets

Fire blankets

Tasmania Fire Service recommends you have a fire blanket in your kitchen. They are the most suitable for cooking fires. Store fire blankets somewhere easily accessible and away from stoves/cooktops.

How to use fire blankets for a cooking fire:

- Take hold of the two tabs and pull the blanket from its bag
- Hold the tabs towards yourself and protect your hands
- Walk slowly towards the fire and stretch your arms out in front
- As the blanket touches the top of the stove, place it over the fire
- Leave the blanket over the pot for at least thirty minutes
- If it's safe to do so, turn off the gas/electricity at the stove or at the main supply
- Call Triple Zero (000) once you are away from the fire.

! IMPORTANT: A fire blanket is designed to be used once only. Replace after use.




The Australian Standard symbol on the packaging shows if the equipment is approved and safe to use.


If you do not know how to use a fire extinguisher or fire blanket:


1. **Get down, get low, get out** – smoke is poisonous, get underneath it on your hands and knees, and crawl to the nearest safe exit
2. **Shut doors behind you** to stop the spread of fire
3. Shout **Fire! Fire! Fire!** to warn others
4. Ensure **everyone is out** of the building
5. **Get out and stay out** – never go back inside
6. Go to your **safe meeting place** – such as your letterbox
7. Call **Triple Zero (000)** from a mobile or a neighbour's phone
8. **Wait** for the Fire Service to arrive.



Hot tips

 **Don't wait until it's too late!** Know how to operate your fire extinguisher or fire blanket **before** needing to use it on a fire.

 **Remember, your personal safety should always come first.** When you are away from the fire, call emergency services immediately.

 If you do own these devices, it is important that you familiarise yourself with them, **ensure they are easily accessible and regularly maintained.**