

Using fire outdoors



Tasmania Fire Service



Your fire is your responsibility

A guide to using fire safely outdoors, at home, in the bush, or on holiday



Every year a number of fires costs Tasmanians and the community dearly.

Sometimes unnecessary burns and small fires that were lit with good intentions can escape and become large bushfires.

As the weather gets warmer many people like to get outdoors and enjoy activities such as camping, working outside, cooking for and entertaining guests – all of which have potential to cause a bushfire.

Knowing what kind of fire you can light and when, and deciding whether a fire is necessary, is key to protecting the community from potentially devastating consequences.


If people are more careful with fire, the loss and damage to possessions, property and the environment can be greatly reduced.

CRIME STOPPERS
com.au
1800 333 000

Some bushfires can be deliberately or irresponsibly lit.








If you see any suspicious activity involving fire, contact Crime Stoppers on 1800 333 000

To find out more, go to www.fire.tas.gov.au



Fire use checklist:

Subject to Environmental Regulations, Local Government By-Laws and any restrictions in parks and reserves.

		Total fire bans	Fire permit periods	All other times
Electric BBQ		✓ If cleared around for 1 metre	✓	✓
Gas BBQ		✓ If cleared around for 1 metre	✓	✓
Incinerator		✗	✓ If cleared around for 3 metres	✓
Fire pits		✗	✓ If cleared around for 3 metres	✓
Campfires		✗	✓ If cleared around for 3 metres	✓
Burning heaps		✗	Permit required If exceeding 1 cubic metre	✓
Burning land		✗	Permit required	✓

Total Fire Bans

The Tasmania Fire Service can declare a Total Fire Ban on days when there is a danger of fire and when fires would be expected to develop rapidly and be extremely difficult to control. Usually a Total Fire Ban lasts for at least 24 hours or longer as advertised.

Days of Total Fire Ban are advertised in daily newspapers, on social media, television, ABC radio, and on the TFS website.

On Days of Total Fire Ban, **all outdoor fires are banned*** except electric stoves and gas barbecues.

Other barbecues, pizza ovens and portable stoves including those that use wood, charcoal or other solid or liquid fuel are banned.

Work practices such as grinding, welding and cutting metal in the open are not permitted.

The use of machinery for harvesting etc, may be subject to restrictions or prohibited on the declaration of a total fire ban. All fire permits are automatically suspended.




On Total Fire Ban days, you may not:



- Light a fire in the open, including campfires, vegetation fires, and bonfires.*



- Use any outdoor cooker, stove, barbecue or pizza oven etc. that uses wood, charcoal, heat beads or other solid or liquid fuels.*



- Do work in the open that creates sparks, such as grinding, welding or cutting metal.*

You may:



- Use electric-powered or LPG (Butane or Propane) outdoor cookers or stoves so long as you have cleared all flammable material away for at least one metre.

**Prohibited unless it is specified within the declaration that a fire/activity is excluded from the ban.*

Fires in permitted times may still be subject to Environmental Regulations, Local Government By-Laws and any restrictions in parks and reserves.

For more information:

- Environmental Regulations - environment.tas.gov.au or 03 6233 4028.
- Local Government By-Laws - lgat.tas.gov.au or 03 6233 5966.

Fire permit periods

Fire permit periods are usually in force during the dry summer period from September to April, although this will vary from year to year depending on the dryness of the vegetation and the fire danger.

During a Fire Permit Period, fires are not banned but are allowed where there are good opportunities to safely use fire for land management purposes. However, conditions are placed on the use of certain fires in the open.

When do I need a fire permit?

You need a fire permit for the burning of vegetation at all times during a declared Fire Permit Period regardless of the weather conditions. You do not need a permit for barbecues, campfires or incinerators provided you comply with the conditions associated with their use.

What's in a fire permit?

Your permit will contain conditions that must be followed to reduce the risk of fire escaping. You will only be allowed to burn during specified weather conditions and with certain equipment available. You will need to notify the Tasmania Fire Service when you intend to light your fire and may also be required to notify your neighbours.

Permits are free. To get a permit simply contact your local Fire Permit Officer on freecall 1800 000 699.

All other times

A fire must not be allowed to escape from your land or endanger land other than yours, including public land.

Campfires, barbecues and incinerators must:

- Be at least three metres away from overhanging branches, stumps, logs and trees and other flammable material.
- Not be lit on peat soils or grassed sand dunes.
- Have someone stay with the fire until it is completely extinguished.

You should also ensure that you:

- Do not burn human-made materials such as tyres, plastics and paints.
- Comply with any Environmental Regulations or Council By-laws which may have additional restrictions for incinerators and heap fires.
- Obey all signs in National Parks and other reserves that may restrict where camp fires may be lit.
- Only burn domestic garden refuse in incinerators or heaps. Incinerators should be constructed to prevent the escape of burning material and sparks.
- Have enough water close to the fire to be able to put it out or prevent it from spreading.

TFS encourages you to register any fuel reduction burn even outside of permit period to reduce the risk of unnecessary brigade call outs. Freecall 1800 000 699 to register.

What happens if my fire gets out of control?

Contact the Tasmania Fire Service by dialling triple zero (000) or if a TTY user call 106.

This is the quickest way to get local assistance to bring your fire under control.

Ensure you follow all the conditions on your permit and take all reasonable steps to keep the fire on your property.



Campfire safety

**SOAK IT. STIR IT. SOAK IT AGAIN.
MAKE SURE YOUR FIRE IS OUT.**

Remember that campfires must not be lit during a Total Fire Ban.

While fire permits are not required for campfires, ensure campfires are permitted in the area you intend to set up camp.

Don't leave campfires unattended. When leaving your campsite, make sure your fire is completely out.

Use water to make sure your fire is completely extinguished.

Do not use soil or sand. Fires can still smoulder under soil and sand and can stay hot for more than eight hours.



Fire pit safety

There are simple actions you can take to reduce the risk of fire when using a firepit.

- The fire pit should be kept **CLEAR** of structures or foliage. Do not place the fire pit on a flammable surface.
- Always have a continuous supply of water or a fire extinguisher ready to completely **PUT OUT** the fire when you are finished.
- Always have a responsible adult **WATCH** and control the fire. Only burn clean, dry, well-seasoned wood.
- Keep a **WATCH** on the weather. Do not use a fire pit if it is too windy or there is a Total Fire Ban.
- Always **WATCH** children and pets around a fire pit.
- Remove debris from the last fire before starting a new fire.

Remember:



Never leave a fire unattended at any time of the year.



Register your fire by freecalling **1800 000 699**. Notifying the Tasmania Fire Service about your fire helps prevent false alarms and call outs.



To report a fire dial Triple Zero (000).



If someone suffers a burn around a fire, hold the burn under gently running cool water for at least **20 minutes**. If the burn is larger than a 20 cent coin seek medical advice. For serious burns, dial Triple Zero (000) and ask for an ambulance.

Fire Danger Ratings and warnings

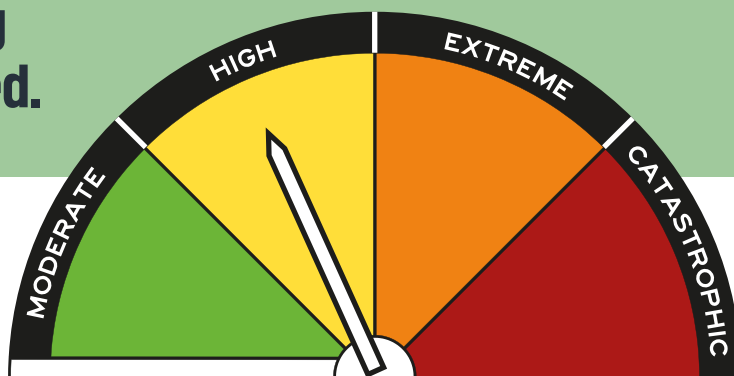
Know the Fire Danger Rating for your area and be prepared.

Fire Danger Ratings are used on days when there's a risk of fires and you need to take action. The higher the fire danger, the more dangerous the conditions and the greater the consequences if a fire starts.

Fires can start suddenly, and weather conditions can change quickly.

Find information about Fire Danger Ratings, current warnings and alerts at:

- fire.tas.gov.au
- TasALERT.com
- on Tasmania Fire Service's social media
- listen to your local ABC radio station.



MODERATE:

Plan and prepare.

HIGH:

Be ready to act.

EXTREME:

Take action now to protect life and property.

CATASTROPHIC:

For your survival, leave bushfire risk areas.

Bushfire warning and alert levels:

When bushfires have started, these warnings will keep you informed.

Remember, leaving early is recommended as the safest option to protect you and your family. Anyone not staying to actively defend the property should leave early.



ADVICE:

A fire is burning. There is no immediate danger. Stay up to date in case the situation changes.

(May also be used to advise that a threat has reduced.)



WATCH AND ACT:

A fire is burning and conditions are changing. Start taking action now to protect yourself and others.



EMERGENCY WARNING:

An Emergency Warning is the highest level of warning. You may be in danger and need to take action immediately. Any delay may put your life at risk.



SMOKE ALERT:

Provides information about smoke from a fire, bushfire or fuel reduction burn that may impact a community or areas of Tasmania.

YOUR FIRE IS YOUR RESPONSIBILITY

At all times register your fire by freecalling 1800 000 699



In an emergency...

If you find yourself in an emergency which is either life threatening or where time is critical, you can contact the fire service, police or ambulance by phone on **triple zero (000)**.

- Ask for Fire, Police or Ambulance.
- Stay calm, don't shout, speak slowly and clearly.
- When asked, give as much detail about your location as you can.

If you are deaf, hard of hearing or have a speech impairment, there are a number of ways to contact emergency services through the **National Relay Service**.



Chat: nrschat.nrscall.gov.au

Captions: nrscaptions.nrscall.gov.au

SMS relay: 0423 677 767 ask for 000

Video relay: skype NRS ask for 000

TTY: 106



Tasmania Fire Service



Tasmanian Government


www.fire.tas.gov.au



Learn more:



Bushfire Safety Guide



Home Fire Safety Guide

For further information:

www.fire.tas.gov.au

www.tfseducation.com.au

Free-call 1800 000 699



www.TasALERT.com

[@TasALERT](https://www.facebook.com/TasALERT)

[facebook.com/TasALERT](https://www.facebook.com/TasALERT)

While the State Fire Commission has made every effort to ensure the accuracy and reliability of the information contained in this booklet, the State Fire Commission does not accept any responsibility for the accuracy, completeness, or relevance to the viewer's purpose of the information contained in this booklet, and those viewing it for whatever purpose are advised to verify its accuracy and to obtain appropriate professional advice.

The State Fire Commission, its officers, employees and agents do not accept any liability, however arising, including liability for negligence, for any loss or damage resulting from the use of, or reliance upon, the information contained in this booklet.

© Copyright Tasmania Fire Service 2022

2022 v1 | 220228